

The EOS Guide for How to Post your Project on Serve.gov

So, you want to answer President Obama’s call for service this summer by joining United We Serve, but you don’t know how? This guide provides the quick and easy ways to get started in just a few minutes!

Step 1: Register your Agency


- ✓ Log onto <http://serve.gov/>
- ✓ Click on “Register Now” and provide the requested contact information and your in!
- ✓ You will receive a confirmation email

Register Your Project

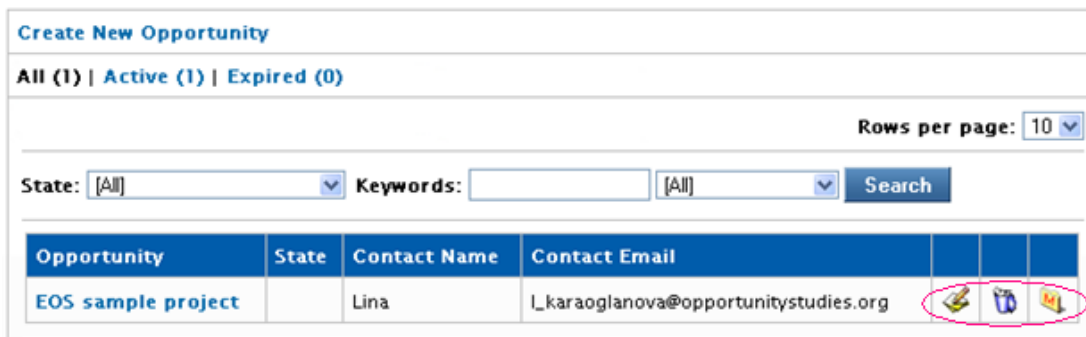
Have a service opportunity of your own? Register it here and invite others to join.




Register Now

Step 2: Post your Project

- ✓ Click on  **Enter an opportunity**
- ✓ Fill out project description and other details, click “Create Opportunity” and you’re done!

Step 3: Monitor/Edit Project using your “Dashboard” function



Opportunity	State	Contact Name	Contact Email			
EOS sample project		Lina	L_karaoglanova@opportunitystudies.org			

 **Volunteers will find your project by searching keywords and/or locations using serve.gov**

Below is an example of a current Weatherization Service Provider posting:

C [St Johns Housing Partnership/weatherization](#)

Saint Augustine, FL 32084 - June 18 - June 18, 2010

P.O. Box 1086 Tel: 904-824-0902 / Fax: 824-9635 Saint Augustine FL 32085 sjhp@bellsouth.net /

www.sjhp.org Press Release For Immediate Release: Tuesday, June 23 St. Augustine, Florida

WEATHERIZATION PROJECT New construction techniques and energy saving products are constantly being ...

[myproject.serve.gov](#) - [Like](#) - [Share](#)



Remember: Lina Karaoglanova, EOS Project Associate, is here to help you at every step of the way!
You may contact her at 202-628-4900 or L_Karaoglanova@opportunitystudies.org